


**Executive Committee  
Meeting Packet for  
January 26, 2023**



# PENNSYLVANIA PRINCIPALS ASSOCIATION

122 Valley Road - Enola, PA 17025

Dr. Eric C. Eshbach  
*Executive Director*

Dr. Michael S. Snell  
*Asst. Executive Director*

## *Joint Board Dinner* Pennsylvania School Board Association – Mechanicsburg, PA Thursday, January 25, 2024

## *Executive Committee Meeting / Board of Directors Meeting* In-Person – Friday, January 26, 2024

### MEETINGS SCHEDULE (TENTATIVE)

<p><b>Thursday, January 25</b>            11:30 AM – 12:00 PM            12:00 PM – 2:00 PM            5:30 PM – 6:30 PM            6:30 PM – 8:00 PM</p>	<p style="text-align: center;"><b>In Person</b></p> <p>Lunch            New Board Member Orientation – PA Principals Assoc.            Reception – PA School Board Assoc., Mechanicsburg            Joint Board Dinner – PA School Board Assoc.,            Mechanicsburg            - PSBA in charge of this portion</p>
<p><b>Friday, January 26</b>            7:00 AM            7:30 AM – 8:45 AM            9:00 AM – 10:00 AM            10:00 AM – 10:15 AM            10:15 AM – 11:30 AM            11:30 AM            11:30 AM – 1:30 PM</p>	<p style="text-align: center;"><b>In Person</b></p> <p>Breakfast            Executive Committee Meeting            Board Meeting  <b>Sponsor Presentation – Lifetouch (Chris Kukla)</b>            Board Meeting            Adjournment            Regional Planning/Working Lunch</p>

**Joint Dinner:** PA School Boards Assoc.: 400 Bent Creek Blvd Ste 150, Mechanicsburg, PA 17050, (717) 506-2450  
**Hotel:** Best Western Premier, the Central Hotel, 800 East Park Drive Harrisburg, PA 17111, Phone: (717) 561-1140  
**New Board Orientation/Executive Meeting/BOD Meeting:** 122 Valley Road, Enola, PA 17025, (717) 732-4999

# PENNSYLVANIA PRINCIPALS ASSOCIATION

122 Valley Road - Enola, PA 17025

Dr. Eric C. Eshbach  
Executive Director

Dr. Michael S. Snell  
Asst. Executive Director

## Executive Committee Meeting Agenda PA Principals Association, Enola, PA Friday, January 26, 2024 @ 7:30 AM

- |  |                                  |
|--|----------------------------------|
| 1. Approval of minutes - Executive Committee Meeting October 8, 2023 | Maureen Letcher                  |
| 2. Financial Report  | Eric Eshbach / Nicholas Indeglio |
| a. Status of Accounts  | Eric Eshbach                     |
| 3. Professional Development  | Michael Snell                    |
| 4. Interim Principals  | Eric Eshbach                     |
| 5. Bylaws Update   | Eric Eshbach                     |
| 6. Regional Boards   | Eric Eshbach                     |
| 7. New Positions   | Eric Eshbach                     |
| a. Assistant Executive Director for Member Engagement                |                                  |
| b. Business Manager  |                                  |
| 8. Membership Update   | Eric Eshbach                     |
| 9. Summit24 Update   | Michael Snell                    |
| 10. Legal costs for Wheeler vs. Wallingford Swarthmore SD            | Eric Eshbach                     |

## PENNSYLVANIA EDUCATIONAL LEADERSHIP FOUNDATION MEETING AGENDA PA Principals Association, Enola, PA Friday, January 26, 2024 - Following Executive Committee Meeting

- |                   |              |
|-------------------|--------------|
| 1. Account Update | Eric Eshbach |
| 2. New Business   | Eric Eshbach |
| 3. Old Business   | Eric Eshbach |
| 4. Adjournment    | Eric Eshbach |

# + MINUTES

## Pennsylvania Principals Association ■ Executive Committee

*October 22, 2023, at 12:19 pm | Meeting called to order by Dr. Maureen Letcher, President*

---

### In Attendance

---

- Maureen Letcher, President
- Carol Sprinker, NAESP Representative
- Jonathan Bauer, NASSP Representative
- Nicholas Indeglio, Treasurer
- Eric Eshbach, Executive Director
- Michael Snell, Assistant Executive Director

---

### Approval of Minutes

---

Approval of the minutes from the August 1, 2023, Executive Committee Meeting passed unanimously.

---

### Budget Report 23-24

---

Dr. Indeglio provided a budget update for the committee.

---

### Summit 23 Recap

---

Dr. Eshbach provided a recap of the conference to include financials, registration and holding Monday at Upper Merion. The committee also discussed ideas for Summit 24.

---

### Professional Development

---

Dr. Snell shared recent events, upcoming PD sessions and PIL renewals.

---

### Regional Service Specialist Update

---

Dr. Eshbach & Dr. Snell provided an update on the Regional Service Specialists and their activities.

---

### Membership Update

---

Dr. Eshbach reviewed the most recent membership numbers.

---

### Regional Board Discussion

---

Dr. Eshbach reviewed the plan for Regional Boards in each of the nine regions.

---

Advocacy/Legislative Update

---

Dr. Eshbach reviewed that nothing is happening in Harrisburg due to the budget stalemate.

---

Alternative Funding Update

---

Dr. Snell provided an update on alternative funding.

---

Legal Case Update

---

Dr. Eshbach reviewed one outstanding legal case.

---

Board Calendar for 2023-2024

---

Dr. Eshbach reviewed important dates for the coming year.

---

Other Items

---

None


---

Adjournment

---

Motion and second to adjourn received unanimous approval. Meeting adjourned at 1:37 pm.

Respectfully Submitted



Michael S. Snell, Ed.D.  
Assistant Executive Director

# MINUTES

## Pennsylvania Principals Association ■ PELF

*October 22, 2023, at 1:37 pm. | Meeting called to order by Dr. Maureen Letcher, President*

---

### In Attendance

---

- Maureen Letcher, President
- Carol Sprinker, NAESP Representative
- Jonathan Bauer, NASSP Representative
- Nicholas Indeglio, Treasurer
- Eric Eshbach, Executive Director
- Michael Snell, Assistant Executive Director

---

### Account Update

---

Dr. Eshbach provided an update on the account.

---

### New Business

---

There was no new business.

---

### Old Business

---

There was no old business.


---

### Adjournment

---

Meeting adjourned at 1:38 pm.

Respectfully Submitted



Michael S. Snell, Ed.D.  
Assistant Executive Director

### Bank Balances as of December 31, 2023

	STARTING 7/1/2023	9/30/2023	12/31/2023	3/31/2024	6/30/2024		STARTING 7/1/2023	9/30/2023	12/31/2023	3/31/2024	6/30/2024
LINKBANK Savings	\$ 964,184.70	\$ 967,958.87	\$ 470,706.30			PELF LINKBANK					
LINKBANK Checking	\$ 146,418.97	\$ 451,883.92	\$ 260,624.86			Checking	14,451.50	\$ 10,457.99	\$ 10,463.20		
LINKBANK Money Mkt	\$ 166,205.07	\$ 166,308.70	\$ 218,232.92			PELF LINKBANK					
LINKBANK Payroll	\$ 18,238.94	\$ 10,670.76	\$ 49,432.18			Money Mkt	134,270.50	\$ 142,427.93	\$ 148,519.24		
LINKBANK CD	\$ 1,008,874.82	\$ 1,012,220.53	\$ 1,000,000.00								
Mid Penn Savings	\$ 211,800.33	\$ 214,139.89	\$ 216,582.40								
Mid Penn CD			\$ 503,234.73								
Petty Cash	\$ 1,074.88	\$ 1,710.88	\$ 1,710.88								
<b>TOTAL</b>	<b>\$ 2,516,797.71</b>	<b>\$ 2,824,893.55</b>	<b>\$ 2,720,524.27</b>	<b>\$ -</b>	<b>\$ -</b>		<b>\$ 148,722.00</b>	<b>\$ 152,885.92</b>	<b>\$ 158,982.44</b>	<b>\$ -</b>	<b>\$ -</b>
		Budgeted expenses 23-24	\$ 1,712,000.00								
		% of cash to budgeted expenses	159%								
			Starting-->Ending	\$ 203,726.56					Starting-->Ending	10,260.44	

## PA PRINCIPALS ASSOCIATION

## Balance Sheet

As of December 31, 2023

	<u>Dec 31, 23</u>
<b>ASSETS</b>	
<b>Current Assets</b>	
<b>Checking/Savings</b>	
10100 · LINKBANK CHECKING-428	260,624.86
10200 · LINKBANK PAYROLL-436	49,432.18
10300 · LINKBANK SAVINGS	
LINKBANK ICS-478	470,706.30
LINKBANK MONEY MARKET-478	218,232.92
<b>Total 10300 · LINKBANK SAVINGS</b>	<u>688,939.22</u>
10400 · MID PENN BANK	
MID PENN CDARS-267	503,234.73
MID PENN ICS SAVINGS-775	216,582.40
<b>Total 10400 · MID PENN BANK</b>	<u>719,817.13</u>
10500 · LINKBANK CDARS	
LINKBANK CDARS-029	250,000.00
LINKBANK CDARS-477	250,000.00
LINKBANK CDARS-896	500,000.00
<b>Total 10500 · LINKBANK CDARS</b>	<u>1,000,000.00</u>
11000 · PETTY CASH	1,710.88
<b>Total Checking/Savings</b>	<u>2,720,524.27</u>
<b>Accounts Receivable</b>	
12000 · ACCOUNTS RECEIVABLE	69,777.93
<b>Total Accounts Receivable</b>	<u>69,777.93</u>
<b>Other Current Assets</b>	
14000 · ACCRUED INTEREST	2,609.33
<b>Total Other Current Assets</b>	<u>2,609.33</u>
<b>Total Current Assets</b>	<u>2,792,911.53</u>
<b>TOTAL ASSETS</b>	<u><u>2,792,911.53</u></u>
<b>LIABILITIES &amp; EQUITY</b>	
<b>Liabilities</b>	
<b>Current Liabilities</b>	
<b>Accounts Payable</b>	
20000 · ACCOUNTS PAYABLE	114,631.65
<b>Total Accounts Payable</b>	<u>114,631.65</u>
<b>Credit Cards</b>	
20100 · S&T CREDIT CARD	8,162.53
<b>Total Credit Cards</b>	<u>8,162.53</u>
<b>Other Current Liabilities</b>	
22000 · PAYROLL TAX LIABILITIES	
FICA MED-COMPANY LIAB	496.15
FICA MED-EMPLOYEE W/H	496.15
FICA SS-COMPANY LIAB	2,032.68
FICA SS-EMPLOYEE W/H	2,032.68
FIT W/H	4,195.00
FUTA LIAB	212.74
LOCAL EIT W/H	3,136.33
LST W/H	200.00
PA SIT W/H	1,050.50
PAUC-COMPANY LIAB	536.93
PAUC-EMPLOYEE W/H	182.89
<b>Total 22000 · PAYROLL TAX LIABILITIES</b>	<u>14,572.05</u>
25000 · NATIONAL DUES	

## PA PRINCIPALS ASSOCIATION

**Balance Sheet**

As of December 31, 2023

	<u>Dec 31, 23</u>
NAESP DUES	-5,617.00
NASSP DUES	<u>102,804.00</u>
Total 25000 · NATIONAL DUES	97,187.00
27000 · DUE TO/DUE FROM PELF MICRO	<u>360.00</u>
Total 27000 · DUE TO/DUE FROM PELF	360.00
28000 · DEFERRED REVENUE PROF DEVELOP INCOME	<u>400.00</u>
Total 28000 · DEFERRED REVENUE	400.00
Total Other Current Liabilities	<u>112,519.05</u>
Total Current Liabilities	<u>235,313.23</u>
Total Liabilities	235,313.23
Equity	
30000 · OPENING BALANCE EQUITY	2,614,258.65
32000 · UNRESTRICTED NET ASSETS	-274,266.17
Net Income	<u>217,605.82</u>
Total Equity	<u>2,557,598.30</u>
<b>TOTAL LIABILITIES &amp; EQUITY</b>	<b><u><u>2,792,911.53</u></u></b>

## PA PRINCIPALS ASSOCIATION

## Profit &amp; Loss

July through December 2023

	Jul - Dec 23
<b>Income</b>	
40000 · INTEREST INCOME	34,225.02
40100 · MEMBERSHIP INCOMCE	707,925.00
40400 · EVENT INCOME	
SUMMIT REGISTRATION	77,265.85
SUMMIT SPONSORS	2,750.00
<b>Total 40400 · EVENT INCOME</b>	<b>80,015.85</b>
40500 · GRANT INCOME	15,000.00
40600 · ALTERNATIVE FUNDING INCOME	105,104.17
40700 · REBATE INCOME	67,119.82
41400 · INTERIM PRINCIPALS INCOME	94,772.19
41500 · PROF DEVELOP INCOME	
MICROCREDENTIALS	2,210.00
OTHER PROF DEVELOP	45,060.00
<b>Total 41500 · PROF DEVELOP INCOME</b>	<b>47,270.00</b>
48900 · MISCELLANEOUS INCOME	2,100.00
<b>Total Income</b>	<b>1,153,532.05</b>
<b>Expense</b>	
60000 · SALARY & WAGES	
EMPLOYEES	123,988.36
EXECUTIVE DIRECTORS	132,523.06
INTERIM PRINCIPAL	86,961.92
REGIONAL SPECIALIST	69,645.00
<b>Total 60000 · SALARY &amp; WAGES</b>	<b>413,118.34</b>
60100 · FRINGE BENEFITS	
401K MATCHING	9,093.71
401K SAFE HARBOR 3%	6,820.28
FSA ER CONTRIBUTION EXP	1,499.76
FSA ER MATCH EXP	2,000.04
FSA EXPENSE	6,000.54
HEALTH INSURANCE EXP	26,118.66
LIFE/DISABILITY INSURANCE	1,116.72
60100 · FRINGE BENEFITS - Other	-692.31
<b>Total 60100 · FRINGE BENEFITS</b>	<b>51,957.40</b>
60300 · OCCUPANCY EXP	
RE TAXES	5,586.08
RENT EXPENSE (TO PELF)	13,000.00
UTILITIES	3,510.07
<b>Total 60300 · OCCUPANCY EXP</b>	<b>22,096.15</b>
60700 · LOBBYING EXPENSE	37,273.55
60800 · LEGISLATIVE SERVICES	5,431.25
60900 · ATTORNEYS FEES	12,155.00
61200 · BUILD. REPAIR/MAINT.	3,397.32
61400 · BORD EXPENSES	
BOARD MEETING EXP	43,208.54
CONVENTION/CONF EXP	5,106.00
MEAL EXP	3,232.02
MISCELLANEOUS EXP	711.56
TRAVEL EXP	23,130.01
<b>Total 61400 · BORD EXPENSES</b>	<b>75,388.13</b>
62500 · DONATION EXP	212.00
64000 · PROFESSIONAL FEES	
ACCOUNTING FEES	23,366.00
AUDITING FEE	5,020.00
PENSION PLAN SERVICING FEE	1,095.00

## PA PRINCIPALS ASSOCIATION

## Profit &amp; Loss

July through December 2023

	<u>Jul - Dec 23</u>
Total 64000 · PROFESSIONAL FEES	29,481.00
64500 · INSURANCE EXP	11,579.00
65000 · PHOTOCOPIER EXP	3,845.40
65500 · EQUIP MAINT/RENTAL	1,026.06
65600 · INFORMATION TECH EXP	
HARDWARE/SUPPORT SERVICES	4,538.14
SOFTWARE/ONLINE SUBSCRIPTIONS	3,279.46
Total 65600 · INFORMATION TECH EXP	7,817.60
65800 · DUES & SUBSCRIPTIONS	4,433.23
66000 · TELEPHONE/INTERNET EXP	7,015.25
66200 · EVENT EXP (HELD BY PAESSP)	
SUMMIT EXP	137,342.63
Total 66200 · EVENT EXP (HELD BY PAESSP)	137,342.63
66300 · CONVENTION/CONF EXP (OUTSIDE)	17,838.97
66400 · MEAL EXP	2,868.90
66500 · TRAVEL EXP	16,768.78
66700 · PROF DEVELOP EXP	18,692.40
68000 · PRINTING EXP	275.00
68400 · ADMINISTRATOR MAGAZINE EXP	
POSTAGE	2,950.38
PRINTING	8,002.00
Total 68400 · ADMINISTRATOR MAGAZINE EXP	10,952.38
68500 · POSTAGE EXP	2,034.14
68700 · OFFICE SUPPLIES	6,283.60
68800 · BANK FEE	84.79
68900 · MISCELLANEOUS EXP	1,244.60
69000 · CREDIT CARD PROCESSING FEE	2,347.49
69100 · PAYROLL TAX EXP	
FICA MED-COMPANY	6,208.97
FICA SS-COMPANY	26,459.85
FUTA EXP	212.74
PAUC-COMPANY	1,002.46
69100 · PAYROLL TAX EXP - Other	-918.15
Total 69100 · PAYROLL TAX EXP	32,965.87
Total Expense	935,926.23
Net Income	<u>217,605.82</u>

PA PRINCIPALS ASSOCIATION  
Profit & Loss Budget vs. Actual  
July through December 2023

	Jul - Dec 23	Budget	\$ Over Budget	% of Budget
<b>Income</b>				
40000 · INTEREST INCOME	34,225.02	35,000.00	-774.98	97.79%
40100 · MEMBERSHIP INCOMCE	707,925.00	1,145,000.00	-437,075.00	61.83%
40300 · REGIONAL MTG INCOME (BY PAESSP)	0.00	7,000.00	-7,000.00	0.0%
40400 · EVENT INCOME				
LEAD REGISTRATIONS	0.00	0.00	0.00	0.0%
SUMMIT REGISTRATION	77,265.85	150,000.00	-72,734.15	51.51%
SUMMIT SPONSORS	2,750.00	25,000.00	-22,250.00	11.0%
40400 · EVENT INCOME - Other	0.00	0.00	0.00	0.0%
Total 40400 · EVENT INCOME	80,015.85	175,000.00	-94,984.15	45.72%
40500 · GRANT INCOME	15,000.00	15,000.00	0.00	100.0%
40600 · ALTERNATIVE FUNDING INCOME	105,104.17	95,000.00	10,104.17	110.64%
40700 · REBATE INCOME	67,119.82	90,000.00	-22,880.18	74.58%
41200 · PUBLICATIONS INCOME	0.00	5,000.00	-5,000.00	0.0%
41400 · INTERIM PRINCIPALS INCOME	94,772.19			
41500 · PROF DEVELOP INCOME				
MICROCREDENTIALS	2,210.00			
OTHER PROF DEVELOP	45,060.00	144,000.00	-98,940.00	31.29%
Total 41500 · PROF DEVELOP INCOME	47,270.00	144,000.00	-96,730.00	32.83%
48900 · MISCELLANEOUS INCOME	2,100.00	1,000.00	1,100.00	210.0%
<b>Total Income</b>	<b>1,153,532.05</b>	<b>1,712,000.00</b>	<b>-558,467.95</b>	<b>67.38%</b>
<b>Expense</b>				
60000 · SALARY & WAGES				
EMPLOYEES	123,988.36	286,000.00	-162,011.64	43.35%
EXECUTIVE DIRECTORS	132,523.06	276,000.00	-143,476.94	48.02%
INTERIM PRINCIPAL	86,961.92			
REGIONAL SPECIALIST	69,645.00	138,000.00	-68,355.00	50.47%
60000 · SALARY & WAGES - Other	0.00	0.00	0.00	0.0%
Total 60000 · SALARY & WAGES	413,118.34	700,000.00	-286,881.66	59.02%
60100 · FRINGE BENEFITS				
401K MATCHING	9,093.71	21,500.00	-12,406.29	42.3%
401K SAFE HARBOR 3%	6,820.28	16,200.00	-9,379.72	42.1%
EMPLOYEE FLEX ACCT REIM.	0.00	9,450.00	-9,450.00	0.0%
FSA ER CONTRIBUTION EXP	1,499.76			
FSA ER MATCH EXP	2,000.04			
FSA EXPENSE	6,000.54			
HEALTH INSURANCE EXP	26,118.66	46,200.00	-20,081.34	56.53%
LIFE/DISABILITY INSURANCE	1,116.72	2,190.00	-1,073.28	50.99%
60100 · FRINGE BENEFITS - Other	-692.31			
Total 60100 · FRINGE BENEFITS	51,957.40	95,540.00	-43,582.60	54.38%
60300 · OCCUPANCY EXP				
RE TAXES	5,586.08	0.00	5,586.08	100.0%
RENT EXPENSE (TO PELF)	13,000.00	25,000.00	-12,000.00	52.0%
UTILITIES	3,510.07	25,000.00	-21,489.93	14.04%
60300 · OCCUPANCY EXP - Other	0.00	0.00	0.00	0.0%
Total 60300 · OCCUPANCY EXP	22,096.15	50,000.00	-27,903.85	44.19%
60700 · LOBBYING EXPENSE	37,273.55	50,000.00	-12,726.45	74.55%
60800 · LEGISLATIVE SERVICES	5,431.25	20,000.00	-14,568.75	27.16%
60900 · ATTORNEYS FEES	12,155.00	35,000.00	-22,845.00	34.73%

**PA PRINCIPALS ASSOCIATION**  
**Profit & Loss Budget vs. Actual**  
July through December 2023

	Jul - Dec 23	Budget	\$ Over Budget	% of Budget
61200 · BUILD. REPAIR/MAINT.	3,397.32	25,000.00	-21,602.68	13.59%
61400 · BORD EXPENSES				
BOARD MEETING EXP	43,208.54	30,000.00	13,208.54	144.03%
CONVENTION/CONF EXP	5,106.00	5,000.00	106.00	102.12%
MEAL EXP	3,232.02	7,500.00	-4,267.98	43.09%
MISCELLANEOUS EXP	711.56	4,500.00	-3,788.44	15.81%
TRAVEL EXP	23,130.01	47,500.00	-24,369.99	48.7%
Total 61400 · BORD EXPENSES	75,388.13	94,500.00	-19,111.87	79.78%
62500 · DONATION EXP	212.00	500.00	-288.00	42.4%
64000 · PROFESSIONAL FEES				
ACCOUNTING FEES	23,366.00	51,500.00	-28,134.00	45.37%
AUDITING FEE	5,020.00	8,000.00	-2,980.00	62.75%
PENSION PLAN SERVICING FEE	1,095.00	2,000.00	-905.00	54.75%
Total 64000 · PROFESSIONAL FEES	29,481.00	61,500.00	-32,019.00	47.94%
64500 · INSURANCE EXP	11,579.00	13,000.00	-1,421.00	89.07%
65000 · PHOTOCOPIER EXP	3,845.40	8,400.00	-4,554.60	45.78%
65500 · EQUIP MAINT/RENTAL	1,026.06	2,500.00	-1,473.94	41.04%
65600 · INFORMATION TECH EXP				
HARDWARE/SUPPORT SERVICES	4,538.14	20,000.00	-15,461.86	22.69%
SOFTWARE/ONLINE SUBSCRIPTIONS	3,279.46	21,500.00	-18,220.54	15.25%
Total 65600 · INFORMATION TECH EXP	7,817.60	41,500.00	-33,682.40	18.84%
65800 · DUES & SUBSCRIPTIONS	4,433.23	9,000.00	-4,566.77	49.26%
66000 · TELEPHONE/INTERNET EXP	7,015.25	16,000.00	-8,984.75	43.85%
66100 · REGIONAL MTG EXP (BY PAESSP)	0.00	7,000.00	-7,000.00	0.0%
66200 · EVENT EXP (HELD BY PAESSP)				
SUMMIT EXP	137,342.63	200,000.00	-62,657.37	68.67%
Total 66200 · EVENT EXP (HELD BY PAESSP)	137,342.63	200,000.00	-62,657.37	68.67%
66300 · CONVENTION/CONF EXP (OUTSIDE)	17,838.97	15,000.00	2,838.97	118.93%
66400 · MEAL EXP	2,868.90	3,500.00	-631.10	81.97%
66500 · TRAVEL EXP	16,768.78	30,000.00	-13,231.22	55.9%
66700 · PROF DEVELOP EXP	18,692.40	93,500.00	-74,807.60	19.99%
68000 · PRINTING EXP	275.00	1,000.00	-725.00	27.5%
68400 · ADMINISTRATOR MAGAZINE EXP				
POSTAGE	2,950.38			
PRINTING	8,002.00			
68400 · ADMINISTRATOR MAGAZINE EXP - Other	0.00	32,000.00	-32,000.00	0.0%
Total 68400 · ADMINISTRATOR MAGAZINE EXP	10,952.38	32,000.00	-21,047.62	34.23%
68500 · POSTAGE EXP	2,034.14	3,000.00	-965.86	67.81%
68700 · OFFICE SUPPLIES	6,283.60	25,000.00	-18,716.40	25.13%
68800 · BANK FEE	84.79	500.00	-415.21	16.96%
68900 · MISCELLANEOUS EXP	1,244.60	2,760.00	-1,515.40	45.09%
69000 · CREDIT CARD PROCESSING FEE	2,347.49	5,000.00	-2,652.51	46.95%
69100 · PAYROLL TAX EXP	32,965.87	68,800.00	-35,834.13	47.92%
69400 · ALTERNATIVE FUNDING EXP	0.00	2,500.00	-2,500.00	0.0%
<b>Total Expense</b>	<b>935,926.23</b>	<b>1,712,000.00</b>	<b>-776,073.77</b>	<b>54.67%</b>
Net Income	<b>217,605.82</b>	0.00	217,605.82	100.0%

## PA Educational Leadership Foundation

**Balance Sheet**

As of December 31, 2023

	<u>Dec 31, 23</u>
<b>ASSETS</b>	
Current Assets	
Checking/Savings	
10100 · LINKBANK CHECKING-7452	10,463.20
10200 · LINKBANK MONEY MARKET-7486	148,519.24
Total Checking/Savings	<u>158,982.44</u>
Total Current Assets	<u>158,982.44</u>
<b>TOTAL ASSETS</b>	<b><u>158,982.44</u></b>
<b>LIABILITIES &amp; EQUITY</b>	
Equity	
30000 · OPENING BALANCE EQUITY	94,645.58
32000 · UNRESTRICTED NET ASSETS	55,146.44
Net Income	9,190.42
Total Equity	<u>158,982.44</u>
<b>TOTAL LIABILITIES &amp; EQUITY</b>	<b><u>158,982.44</u></b>

11:50 AM

01/02/24

Accrual Basis

PA Educational Leadership Foundation

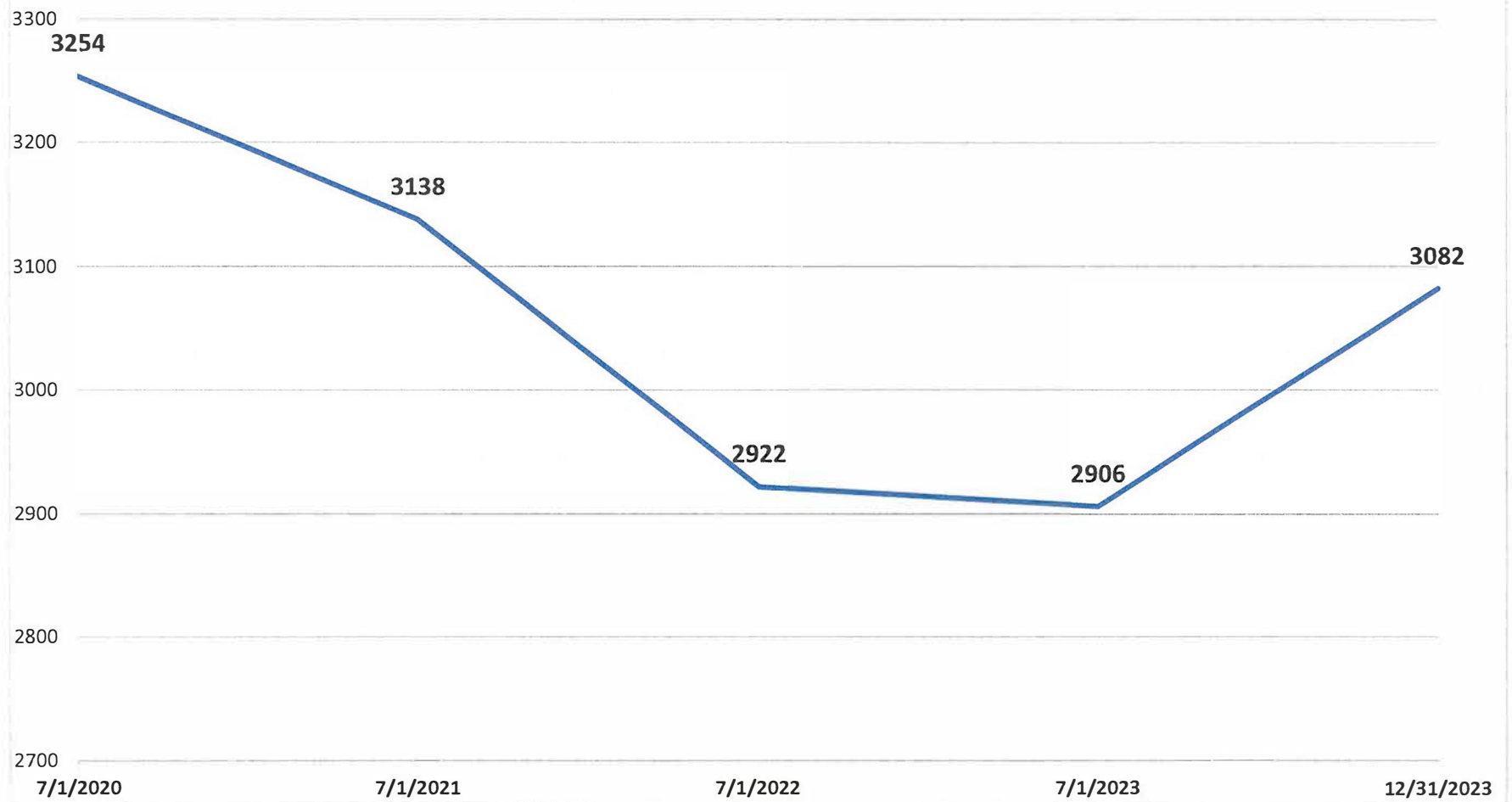
**Profit & Loss**

July through December 2023

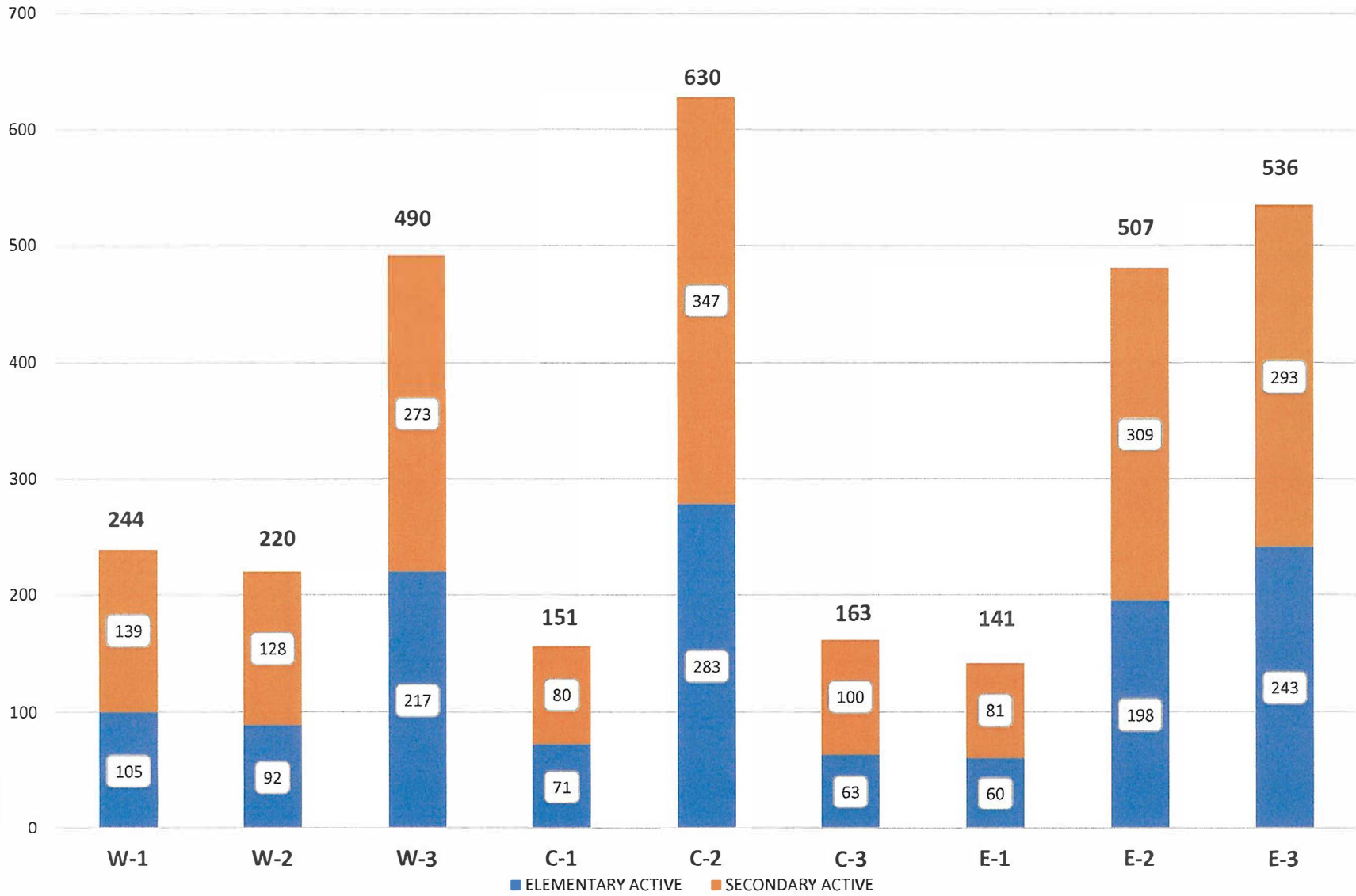
---

	<u>Jul - Dec 23</u>
<b>Income</b>	
40000 · INTEREST INCOME	190.42
41000 · RENT INCOME (FROM PAESSP)	<u>13,000.00</u>
<b>Total Income</b>	13,190.42
<b>Expense</b>	
61000 · SCHOLARSHIP EXPENSE	<u>4,000.00</u>
<b>Total Expense</b>	<u>4,000.00</u>
<b>Net Income</b>	<u><u>9,190.42</u></u>

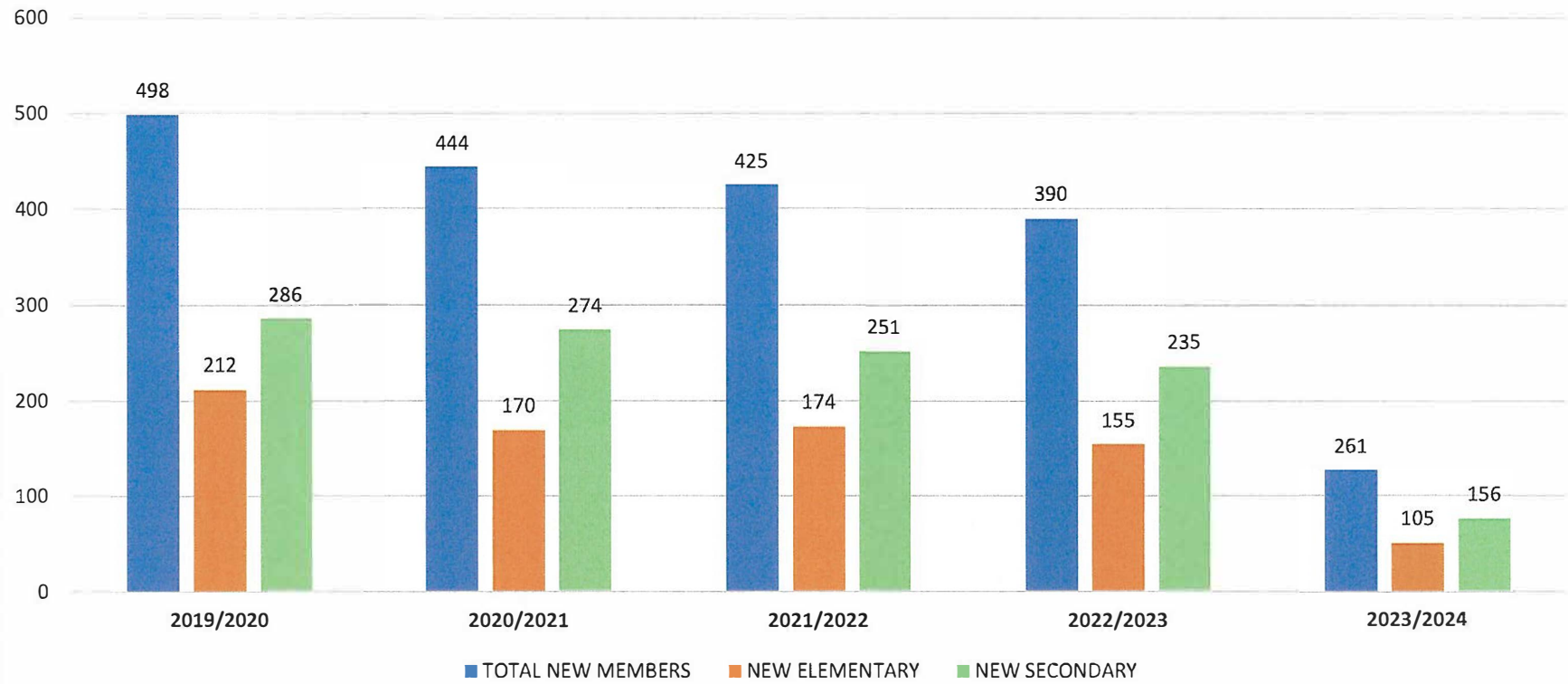
### ACTIVE MEMBERS - EOY 23-24 - as of 12/31/23



Active Members Types by Region - As of December 31, 2023



### NEW MEMBERS - as of 12/31/23



### RENEWAL MEMBERS - AS of 12/31/23

