



**School Safety and
Security Exchange Conference**

Purpose

Introduce you to the Safe2Say Something (S2SS) statewide program, school/district roles and responsibilities and the critical next steps to launch this program by January 14, 2019

Agenda

I. Introductions

II. S2SS Background

III. WHY S2SS?

IV. S2SS Program Overview

V. S2SS School / District Lead Roles & Responsibilities

VI. Next Steps

VII. Questions and Inquiries

I. Introductions

II. S2SS Background

S2SS Background

- Pursuant to Act 44 of 2018, the Pennsylvania Office of Attorney General (OAG) is establishing the "Safe2Say Something" (S2SS) school safety anonymous tip program
- S2SS allows individuals to submit secure and anonymous safety concerns to help identify and intervene when unsafe and/or harmful behaviors take place within K-12 schools statewide.
- Tips are submitted via the app, website, or through 24/7 hotline and triaged by the S2SS crisis center, housed in the Office of Attorney General. The crisis center then sends the tip to the appropriate school team and 911 County Dispatch (as needed).

S2SS Background

- The PA Office of Attorney General (OAG) is partnering with Sandy Hook Promise (SHP) to rollout S2SS to 500+ school districts across the state
- SHP's mission is to prevent gun violence (and other forms of violence and victimization) BEFORE it happens by teaching youth and adults to identify, intervene and get help for at-risk individuals by calling 911, getting to a trusted adult, or using an anonymous reporting system
- SHP is bringing that expertise to help the OAG setup its crisis center, train school district and County911 dispatch teams, train middle and high schoolers on the program, and help sustain the program to create a culture of upstanders across PA
- This program is mandated by law to be live, accepting tips, and forwarding tips to the appropriate school entity on January 14, 2019.

III. WHY S2SS?

Each year, there are hundreds of thousands of acts of youth violence and victimization

749,000 students were victims of violence

876,000 students were afraid of attack or harm at school

1,000,000 students were threatened or injured with a weapon on school property

250,000 students seriously considered attempting suicide

5% of school teachers reported that they had been physically attacked by a student from their school

1,000,000 students were harassed, threatened or subject to other forms of cyberbullying

And sadly, many take their own life or the lives of others

Actual posts

I'm off my meds and I've had enough. I AM BRINGING MY DADS AR15 TO SCHOOL TOMORROW AND KILLING ALL YOU WHO'VE BEEN CALLING ME

@J [redacted] someone needs to f [redacted] find you and assassinate you. like, seriously. you get off by f [redacted] up the truth. i should do it.

Tell me what your plan is.... You can't make a bond with anyone like the bond me and you have right now.... Tell me what your going to do...

Your not gonna like what happens next !!

Your gonna piss me off... And then some ehits gonna go down and I don't think you'll like it...

(No Subject)
July 13, 2013, 3:06 PM

I'm sorry to those who I offended over the years. I'm blind to see that I, as a human being, suck. I'm an individual who is doing an injustice to the world and it's time for me to leave. Please don't ever feel sorry for me, or cry - because I had an opportunity at life and that opportunity is over. I'm sorry that I wasn't able to love someone or have someone love me. I guess it's best though, because now I leave no pain onto anyone. The kids in school are right, I am a loser, a freak, and a fag and in no way is that acceptable for people to deal with. I'm sorry for not being a person that would make someone proud.

PHOTO

will die

..will die Enjoy your fame on the news... Your life is very short sweetheart, this is your last week! Times up!

sergioo_doe, anthonyy_ca
yaboyplank TO THE PEOPLE WHO LIVE IN THE SCV AREA. THERE WILL BE A HUGE SHOOTING SOON AND ALOT

VALENCIA HIGH SCHOOL

VALENCIA HIGH SCHOOL HAS BEEN NOMINATED TO BE SHOT UP FIRST.

In a majority of these acts, there are warning signs or signals given off

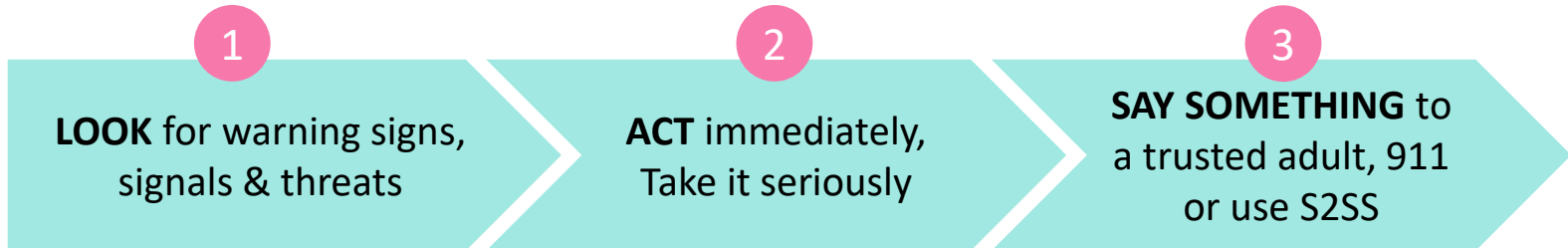
- **37% of threats of violence, bullying, etc. are sent electronically. 28% used social media**
- **80% of school shooters tell someone of their violent plans. 69% tell more than one person**
- **Most mass shootings are planned for 6+ months**
- **Up to 70% of people who complete suicide tell someone their plans or give some other warning sign**
- **Youth display/present pathway behaviors / at-risk behaviors between the ages of 13-17**
 - **Creating a petri-dish or breeding ground in schools**
 - **Creating opportunities for early identification and intervention**

However – these signs are not seen because youth (and the adults around them) do NOT...

- Understand or know how to recognize signs and signals
- Believe a threat to be true because “they would never say it publicly if they meant it”
- Want to be labeled, stigmatized and/or possibly physically threatened as a “snitch”
- Want to be “that kid” or “that parent” saying something
- Feel comfortable calling 911 or talking to a trusted adult
- Know who to tell or “believe that nothing will be done to help”
- Just choose to ignore the sign or signal thinking someone else will say something – bystander effect



Teaches middle and high school youth (and the adults around them) how to recognize warning signs and signals, especially within social media, from individuals who may be a threat to themselves or others and Say *Something* to a trusted adult, call 911 or use the **S2SS anonymous reporting system**




The Expected Impact

- Thousands of lives will be intervened upon ... from suicide, planned school attacks, self-harm, alcohol/drug abuse, dating violence, sexual assault, bullying / cyberbullying and other acts of violence and victimization that impact schools everyday
- Over time, you will begin to see a shift in schools as more and more students feel connected and are looking out for one another
- Safe2Say Something vs Designated Driver

III. S2SS Program Overview

S2SS – HOW does it work?



Step 1: Submit
Youth or Adult
Submit a Tip using
our App, Website,
and Hotline



OAG Crisis Center


Step 2: Manage
Tips are Triageed,
Categorized, and
Delivered to the
District / Dispatch by
the OAG
Crisis Center



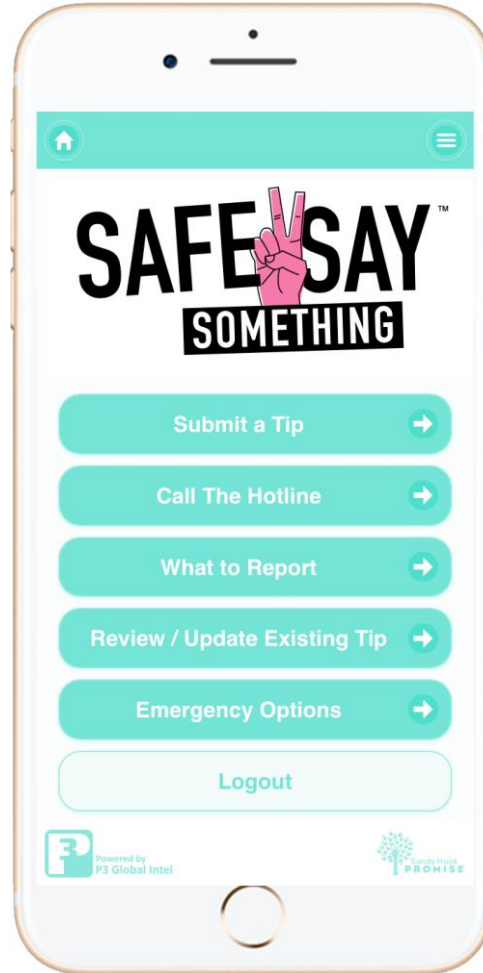
Step 3: Disposition
District and/or Law
Enforcement Assess
and Intervene as
Needed

Sustained and Maintained

Step 1: Tip Submission



Step 1:
Youth or Adult
Submit a Tip
using our App,
Website, and
Hotline



S2SS Hotline:
1-844-SAF2SAY

Step 2: Tip Management



OAG Crisis Center

Step 2:

**Tips are Triage,
Categorized, and
Delivered to the
District /
Dispatch by the
OAG
Crisis Center**

Action 1: Triage

S2SS Analyst gathers caller tip information and/or receives website and app submission(s). Conducts two-way anonymous dialog as needed with tipster to capture as much information as possible.

Step 2: Tip Management at Crisis Center



OAG Crisis Center

Step 2:

**Tips are Triage,
Categorized, and
Delivered to the
District / Dispatch
by the OAG
Crisis Center**

Action 1: Triage

S2SS Analyst gathers caller tip information and/or receives website and app submission(s). Conducts two-way anonymous dialog as needed with tipster to capture as much information as possible using set SOPs.

Action 2: Categorize

S2SS Analyst categorizes tip as either “life safety” or “non-life safety” incident/concern/threat based on OAG approved definitions

Step 2: S2SS Defined Events

Safe2SaySomething Defintions		
Life Safety - Imminent and In-Progress	Non-Life Safety - Crime or Violence	Non-Life Safety
Active Shooter or presence of explosive device	Alcohol possession or use	Anger issues/management (non-life threatening)
Bodily injury and/or emergency condition	Animal cruelty	Breaks school code of conduct
Child predator	Cannabis/Other drug paraphernalia	Bullying/cyber-bullying/general teasing
Dating violence	Distribution of inappropriate photos	Creating a hostile environment
Disorderly/dangerous conduct	Drunk and/or under influence of other substances	Depression/anxiety (non-life threatening)
Domestic violence/victimization	Forgery/falsifying documents	Discrimination
Drug use, distribution/sale, and/or substance abuse	Graffiti and/or other defacing of property	Drug use NOT in progress
Emergency building condition (fire, collapse, explosion)	Hate crime/speech	Eating Disorder/anorexia/bulimia
Gang violence/formation/threats	Sexting	General harassment of students/staff
Have attempted suicide and are requesting help	Theft	General school complaint
Human Trafficking	Threat/ideation of performing a false alarm	Inappropriate behavior, language, gestures
Individual is unconscious/unresponsive	Truancy/skipping school	Inappropriate bus behavior
Intend/threaten/ideate to commit suicide	Vandalism	Inappropriate intimidating physical contact
Intend/threaten/ideate to harm another person		Inappropriate use of technology/school equipment
Intend/threaten/ideate to harm building/property		Intention, discussion, and/or planning of any hazing
Missing/lost student, educator, and/or administrator		Mean/cruel towards others
Physical Abuse		Planned parties
Planned attack, shooting, fight/assault		Possession of lighter/matches
Presence of weapons (guns, knives, explosive)		Sexual harassment
Reckless driving on school property		Smoking tobacco, e-cigs, or vapes
Sexual Assault/Rape		Verbal abuse
Terrorism threat and/or ideation		

Step 2: Tip Management



Step 2:

**Tips are Triaged,
Categorized, and
Delivered to the
District / Dispatch
by the OAG
Crisis Center**

Action 1: Triage

S2SS Analyst gathers caller tip information and/or receives website and app submission(s). Conducts two-way anonymous dialog as needed with tipster as needed to capture as much information as possible.

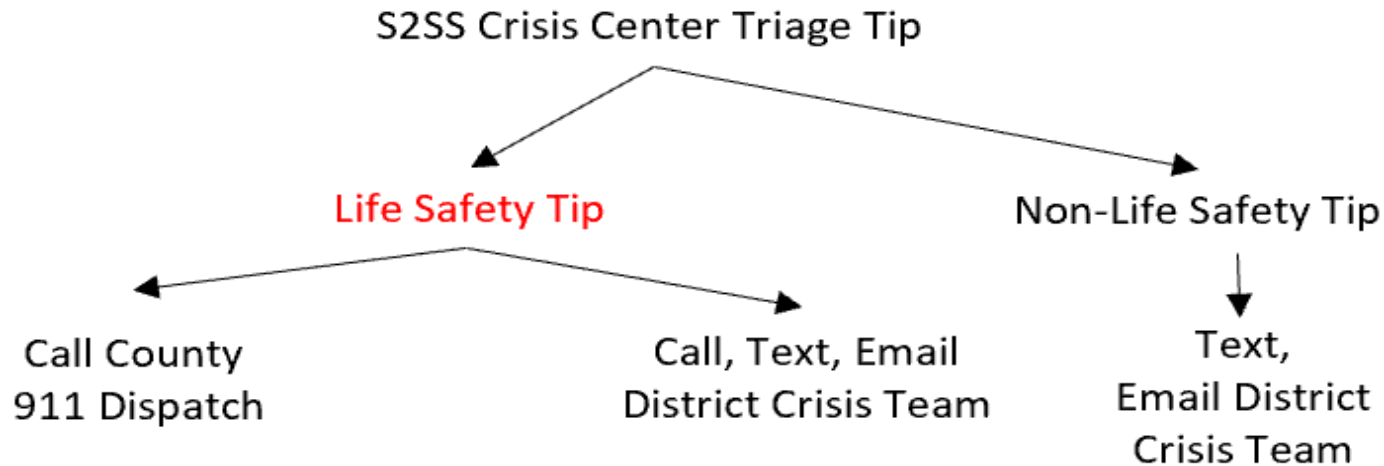
Action 2: Categorize

S2SS Analyst categorizes tip as either “life safety” or “non-life safety” incident/concern/threat based on district approved definitions

Action 3: Deliver

S2SS Analyst forwards tip via text, email and/or phone call to assigned district crisis team (3-5 members) and local dispatch (as needed) based on OAG approved process and protocols

Step 2: S2SS Process & Protocol



- Life Safety Tips are delivered 24/7 via phone call, email and text to
 - Gather a student's address for immediate intervention
 - Inform you as to what is walking in your school the next day
- Non-life safety tips are sent to the districts between 6AM-6PM daily

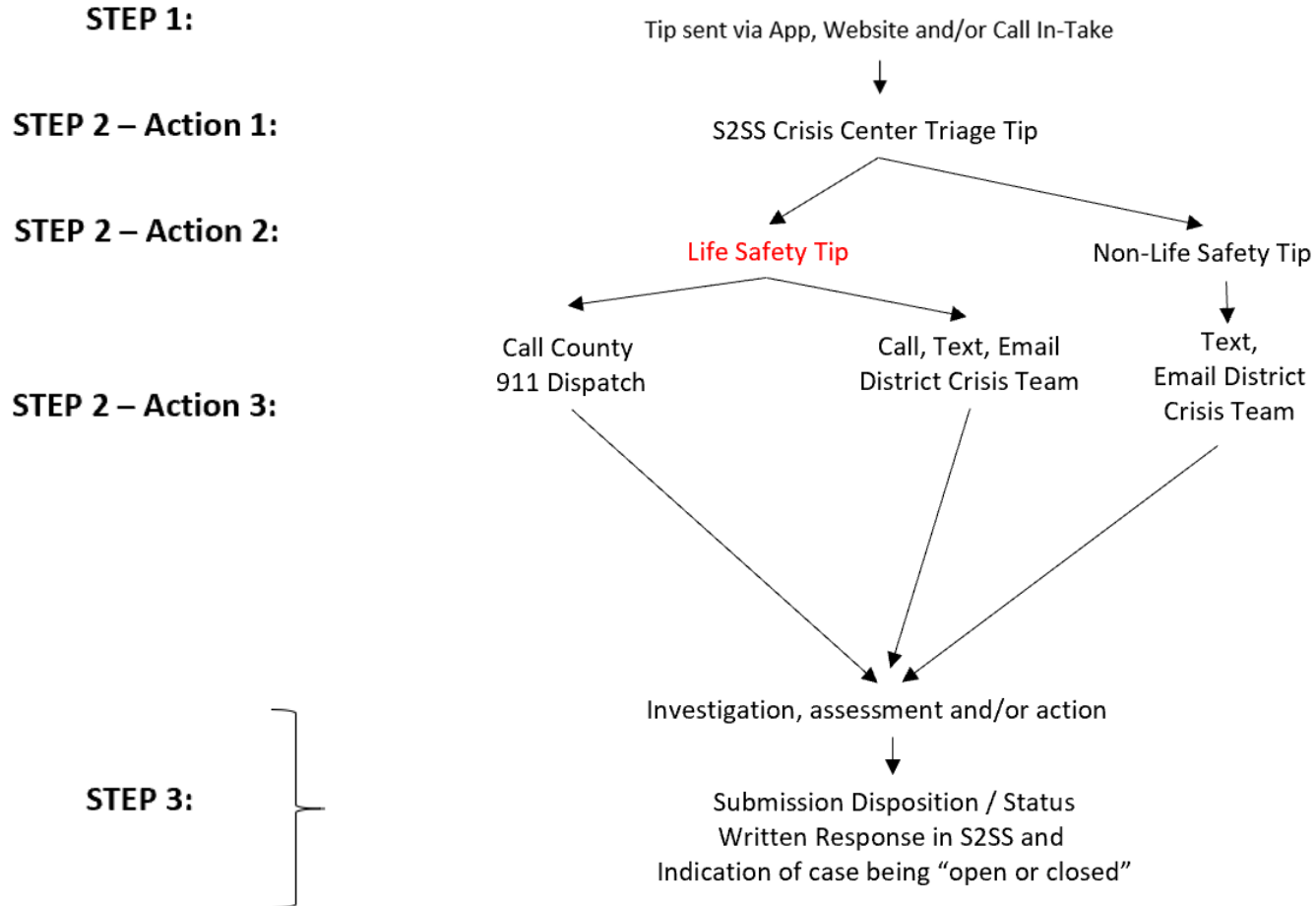
Step 3: Tip Disposition



Step 3:
District and/or
Law
Enforcement
Assess and
Intervene as
Needed

- 1) District Crisis Team (3-5 team members) and local law enforcement (as needed) assess, intervene, and take protective action
- 2) District Crisis Team closes out tip within the S2SS platform documenting / dispositioning what actions were taken

S2SS 3 Step Summary



WHAT are the anticipated reporting rates?

- **3-6% of population trained will submit a tip once all students are trained and receive sustained updates - the number of tips in the first 48-72 hours will be run higher then flatten out**
- **Approximately 40-60% will be Life Safety Tips of which 10-15% will be very serious**
- **Suicide, suicide ideation, depression, anxiety, substance abuse, school violence, bullying/cyber-bullying and gang violence will likely be your top tip submissions**
- **Hoax or false claims are less than $\frac{1}{2}$ of 1% – with most being in-actionable submissions such as “clowns have red hair”**

HOW is Anonymity Protected? Broken?

- **All tip submissions are anonymous – no exceptions**
- **All tip data is owned by the school district with student information being protected via state and federal laws**
- **If a tipster voluntarily discloses his or her identity and verifies that he or she is willing to be identified**
- **If an individual abuses the system or breaks a state or federal law, the school district can request a court order to TRY and uncover anonymity**

HOW will stakeholders be trained?

- **S2SS Districts and Dispatches:** In-person regional training sessions that each will attend - separately (2-3 Hours)
 - Hold approx. 20-40 district sessions (~500+ districts)
 - Hold approx. 10-20 dispatch sessions (~67 dispatches)
- **Students:** Use interactive training video or use SHP Trainers to train via classroom or auditorium style (1 hour)
- **Parents / Educators and Administrators:** Materials / video provided to schools for education of school admin / educators as well as parents / caretakers (30 minutes)

HOW will S2SS be sustained?

- **Imbed S2SS in existing school clubs or establish a SAVE Club**
 - **Activities, Call-to-Action, National Summit, Youth Board**
- **In-school collateral and materials**
- **Virtual or in-district assigned School Outreach Coordinator**
- **Annually train in-coming class/new educators and admin**

V. S2SS School / District Lead Roles & Responsibilities

Roles and responsibilities of the S2SS School / District Leads?

- Be the key contact and champion of the program for your district, charter school, cyber charter school, private school, nonpublic school, intermediary unit, and/or area vocational-technical school – any and all communication and actions needed will flow through you on S2SS issues.
- Coordinate the establishment of a 3-5 member team who will have the responsibility to receive and act upon tips ... and provide their name, address, and contact information
- Provide the name, address and contact information for all schools in your district/school system

Roles and responsibilities of the S2SS School / District Leads?

- **Lead and facilitate discussion with your local County 911Dispatch/Police to outline and fully understand how you will work together when a “life safety” tip is received**
- **Coordinate the registration and attendance of the 3-5 member team to one external 2-hour training session to learn how to use the S2SS platform. Add 1-hour for your personal admin training.**
- **Help and encourage your 3-5 team members to practice and play with the S2SS program prior to launch to ensure comfort level in accessing and viewing tips.**

Roles and responsibilities of the S2SS School / District Leads?

- **Communicate and coordinate the final “test” of the system for your 3-5 member team prior to launch.**
- **Coordinate the training across the school / district for the students via an interactive training video, the downloading of materials to self-lead and/or direct S2SS certified trainers.**
- **Help maintain and sustain the program post-launch with SHP local coordinators - support includes technical support, helping with in-school awareness and (re)training of new administrators and the incoming class of students.**

VI. Next Steps

Action Item

- **Select 3-5 member team / submit contact info** Nov
- **Select in-person regional training date** Nov
- **Attend in-person training** Nov/Dec
- **Meet / Set Coordination Plan with Dispatch/Police** Dec
- **Practice using system** Dec
- **Test System** Dec/Jan
- **School student – We are LIVE!** Starting on Jan 14
- **Ongoing sustaining efforts** 1x per Qtr

VII. Questions and Inquiries

Questions and Inquiries?

info@safe2saypa.org



Thank You

